

# CYS Summer Camp

Asbury Hills Cleveland, SC

August 18-20

Campers will be given a CYS Camp T-shirt (to be worn the final day of camp) and a water bottle

## NEED TO BRING

- Sleeping Bag or Twin Sheets
- Blanket
- Pillow
- 2 Towels (bath and beach)
- Pajamas
- 2-3 Clothing Outfits (including underwear and socks)
- 1 pair of long pants or jeans
- Jacket/Sweatshirt
- Hat
- 2 pairs of closed toe shoes (no Crocs or Chacos)
  - \*Tennis Shoes
  - \*Water shoes
- Swimsuit (one piece, tankini, swim trunk-Asbury Hill Requirement)
- Rain gear/umbrella
- Soap & Shampoo
- Toothbrush and toothpaste
- Flashlight
- Bug Spray
- Sunscreen
- Laundry bag for dirty clothes
- All medications in original container with dose information
- Money for camp store (optional)

## REQUIRED TO BRING

- Music Stand (with your name on it)
- Instrument and supplies (extra strings, rosin, cleaning cloth, mutes, reeds, etc.)
- Music
- Pencil

CYS highly recommends that you insure your instrument. Many homeowner policies will write a rider policy for instruments at a very nominal fee

## DO NOT BRING

Pets, snacks, firearms or any other weapons, fireworks, knives, alcohol, non-prescription or illicit drugs, tobaccos of any type, vapes, walkie-talkies, AM/FM radios, iPod or other music players, personal sports equipment and video games are not allowed.

Cell phones are permitted during camp but should never be used during rehearsals.

The camp and CYS are not responsible for loss or damage of personal property.

# CYS CAMP DROP OFF SCHEDULE

**ASBURY HILL CAMP**  
150 Asbury Drive  
Cleveland, SC 29635

6:00-6:15

## **GROUP ONE**

LAST NAMES R-Z

6:15-6:30

## **GROUP TWO**

LAST NAMES A-D

6:30-6:45

## **GROUP THREE**

LAST NAMES L-P

6:45-7:00

## **GROUP FOUR**

LAST NAMES E-K

When you arrive at your scheduled time, please stay in your car. The CYS Staff and CYS Camp Chaperones will come to your car to get you checked in and give you additional instructions.

You will receive a name tag with your cabin assignment for the weekend. Please wear your name tag to rehearsal.

When directed to do so please go to your cabin and unpack. All music stands and instruments will be unpacked at the cabins. Students with large instruments-CYS staff will assist them in getting instruments to their rehearsal sites.

Your CYS Notebook Supply kits will be waiting in your cabin. Your cabin chaperones have been asked to assist you in getting your music into your new notebook.

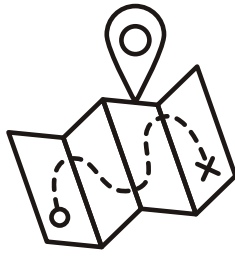
**PLEASE REMEMBER IT IS YOUR RESPONSIBILITY TO BRING YOUR MUSIC PRINTED TO CAMP – WE WILL NOT HAVE ACCESS TO A PRINTER.** Remember to put your name on your music stand.

Parents when you arrive you will receive a second card with the staggered dismissal time on Sunday. We will be dismissing with a staggered schedule and by cabins. Please be patient as we try this new system in hopes that it will work better for everyone.

## **Important Names and Numbers**

Lee Elmore: Executive Director  
(864)430-1894

Bev Bresette: Assistant Director  
(864) 979-0131



# Directions to Asbury Hills Camp

150 Asbury Drive  
Cleveland, SC 29635

Asbury Hills is located off Highway 276 in northern Greenville County of South Carolina. The easiest access to Highway 276 is through Greenville, SC.

If you are traveling from **Columbia, SC** or **south of Columbia**, take Interstate 26 west to Interstate 385 north into Greenville.

From **Atlanta**, take Interstate 85 north to Interstate 385 north into Greenville.

From **Charlotte**, take Interstate 85 south to Interstate 385 north into Greenville.

When traveling north on Interstate 385 toward Greenville, do not exit onto Highway 276 until you get into Greenville on I-385. Once I-385 takes you into Greenville, exit onto Highway 276 west, exit number 42, also called Stone Avenue. Turn right at the bottom of the exit ramp. Go to the seventh traffic light and turn right, following Highway 276 which will then be called Rutherford Road. Stay on Highway 276 for the next 25 miles as it takes you out of Greenville, past Furman University, through Traveler's Rest, Marietta, and Cleveland. Highway 276 will turn right as it heads up the mountain to Caesar's Head State Park. Approximately 1.5 miles past this turn to the right you'll see the sign for Asbury Hills on your left. Turn left onto Lakemont Drive and immediately right onto Asbury Drive. The office will be 0.1 mile on your right. We will have check-in tents near the office. Please stay in your car until a staff member approaches and gives you instructions regarding cabin assignment.

If traveling from **Asheville**, take Interstate 26 east to Highway 25 south toward Greenville. After crossing into South Carolina, take Highway 11 south into Cleveland where you'll turn right onto Highway 276. Stay on Highway 276. The camp will be approximately 1.5 miles on your left.

From **Brevard** take Highway 276 east into South Carolina. The camp will be approximately 4 miles past Caesar's Head State Park on your right.

# 2023 CYS Camp Schedule

ASBURY HILL CAMP  
150 Asbury Drive Cleveland, SC 29635

**\*Remember to eat dinner before you arrive\***

<b>FRI</b>	12 - 5 P M	•••••	CYS Staff to load in percussion and set up check-in
	6 - 7 P M	•••••	Check-in-Please follow the staggered check-in listed
	7:30 - 9 P M	•••••	Rehearsal SO-Creekview Center (#13-also called Rec Center) CO-Dining Hall 2 (#14) RO-Rice Lodge (#19)
	9 - 10:15 P M	•••••	Camp Fire-Smores
	10:15 P M	•••••	Meeting to go over Camp Rules
	10:30 P M	•••••	Return to Cabins
<b>SAT</b>	8 A M	•••••	Breakfast
	9 - 10 A M	•••••	Rehearsal (same locations)
	10 A M - 12 P M	•••••	RO & CO Team Building SO Free Time Activities
	12 P M	•••••	Lunch
	1:15 - 3 P M	•••••	Rehearsal (same locations)
	4 - 6 P M	•••••	RO & CO Free Time Activities SO Team Building
	6 P M	•••••	Dinner
	7 - 8:30 P M	•••••	Rehearsal (same locations)
	8:45 - 10:15 P M	•••••	Square Dance (Creekview Center)
10:30 P M	•••••	In Cabins	
<b>SUN</b>	7 - 8 A M	•••••	Optional Chapel
	8 A M	•••••	Breakfast and hand out t-shirts
	8:45 - 9:45 A M	•••••	Pack up and clear cabins
	10 - 11:15 A M	•••••	Rehearsal (same locations)
		•••••	Leave for home-Releasing by cabins schedule to be announced

## Free Time Activities:

Hiking-Chaperone Led,  
Meet outside #14

Creek Walking/Hiking-  
Chaperone Led, Meet  
outside #14

Canoeing-Camp  
Lifeguard, Meet at lake  
near canoe storage #30

Wet Willie Slide-Camp  
LifeGuard, Meet at lake  
near canoe storage #30

Archery and Slingshot-  
Facilitator, Meet at #32

Team Building-Meet  
outside dining hall #14



### Recreation Structures








- 28 - Zipline Canopy Tour
- 29 - Wet Willie Water Slides
- 30 - Canoeing/Kayaking
- 31 - Lake Low Ropes Course
- 32 - Archery/Slingshots
- 33 - Gaga, Human Football, Climbing Tower,
- 9-square-in-the-air, & Leap of Faith
- 34 - Swimming Pool
- 35 - The Summit
- 36 - Giant Swing
- 37 - Alpine Tower
- 38 - Mountain Low Ropes Course
- 39 - Archery Tag
- 40 - Rec Field

### Buildings & Worship Areas

- 1 - Welcome Center & Office
- 2 - Catawba/Chattooga
- 3 - Conestee/Hemlock
- 4 - Indigo/Keowee
- 5 - Palmetto/Reedy
- 6 - Santee/Saluda
- 7 - Trillium/Waccamaw
- 8 - Storage
- 9 - Treehouses
- 10 - Water Tower
- 11 - Family Camp Picnic Shelter
- 12 - Craft Hut
- 13 - Rec Shelter
- 14 - Dining Hall & Fire Pit
- 15 - Camp Store
- 16 - Trailhead
- 17 - Private Staff Housing
- 18 - Batson Lodge
- 19 - Rice Lodge
- 20 - Maintenance Shed/Water Treatment
- 21 - Picnic Shelter & Fire Pit
- 22 - Creekside Lodge
- 23 - Wash House
- 24 - Staff Housing
- 25 - Prayer Labyrinth
- 26 - Mountain Chapel
- 27 - Lakeside Chapel



## Camp And Retreat Center Site Map

-  Meditation Points
-  Chapels
-  Rec. Structures
-  Paved Roads
-  Gravel Roads
-  Trails
-  Buildings

